

# Before administering BUCCOLAM<sup>®</sup>

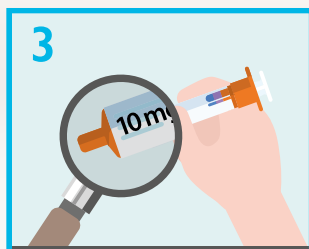
MIDAZOLAM OROMUCOSAL SOLUTION

**If the child is having a seizure, allow their body to move freely, do not try to restrain them.** Only move them if they are in danger from, for example, deep water, fire, or sharp objects.



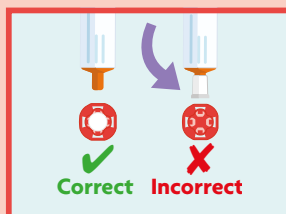
**Support your child's head** with something soft, such as a cushion or your lap.

**Check that the medicine is the correct dose for your child,** according to their age.



**Always give this medicine exactly as a doctor has told you.** Ask a doctor, pharmacist or nurse to show you how to take or administer this medicine. Always check with them if you are not sure.

## IMPORTANT



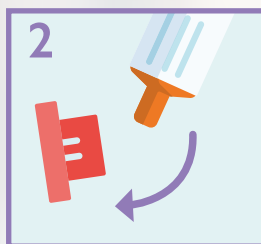
Please ensure the translucent tip is fully removed. If necessary, it must be manually removed **BEFORE** administration, to ensure it does not fall into the patient's mouth.

# To administer BUCCOLAM<sup>®</sup> correctly:

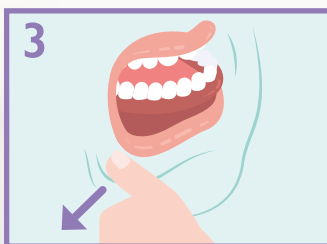
MIDAZOLAM OROMUCOSAL SOLUTION



Hold the plastic tube, break the seal at one end and pull the cap of the tube off. Take the syringe out of the tube.



Remove the cap of the syringe and dispose of safely.



Gently hold the cheek away from the teeth.



Insert the tip of the syringe between the lower gum and cheek.\*



Slowly release the solution by gently pressing the plunger until empty.



Stay with the patient until the seizure is over. Note the time BUCCOLAM<sup>®</sup> was given and how long the seizure lasted.



Keep the empty syringe to give it to the doctor or paramedic if they have been called.

\*If prescribed by your doctor (for larger volumes and/or smaller patients), you can give approximately half the dose slowly into one side of the mouth, then into the other side of the child's mouth.

## **CALL AN AMBULANCE IMMEDIATELY IF:**

- The seizure does not stop within 10 minutes of administering BUCCOLAM®
- You're unable to empty the syringe or you spill some of the contents
- The patient's breathing slows down or stops
- The child is sick (vomits) and the seizure does not stop within 10 minutes
- You observe signs of a heart attack such as chest pain or pain that spreads to the neck or left shoulder and down the left arm
- You give too much BUCCOLAM® and there are signs of overdose (see patient information leaflet)

## **NEVER GIVE ANOTHER DOSE OF BUCCOLAM®:**

- Even if seizure does not stop within 10 minutes
- If the patient vomits or salivates

**If you have any further questions on the use of this medicine, ask a doctor or pharmacist.**

If the patient gets any side effects, talk to their doctor, pharmacist or nurse.

This includes any possible side effects not listed in this leaflet.

You can also report side effects directly via the Yellow Card Scheme at [www.mhra.gov.uk/yellowcard](http://www.mhra.gov.uk/yellowcard). By reporting side effects you can help provide more information on the safety of this medicine.

This leaflet is developed by Neuraxpharm for educational purposes and provided for parents and patients who have been prescribed BUCCOLAM®.